

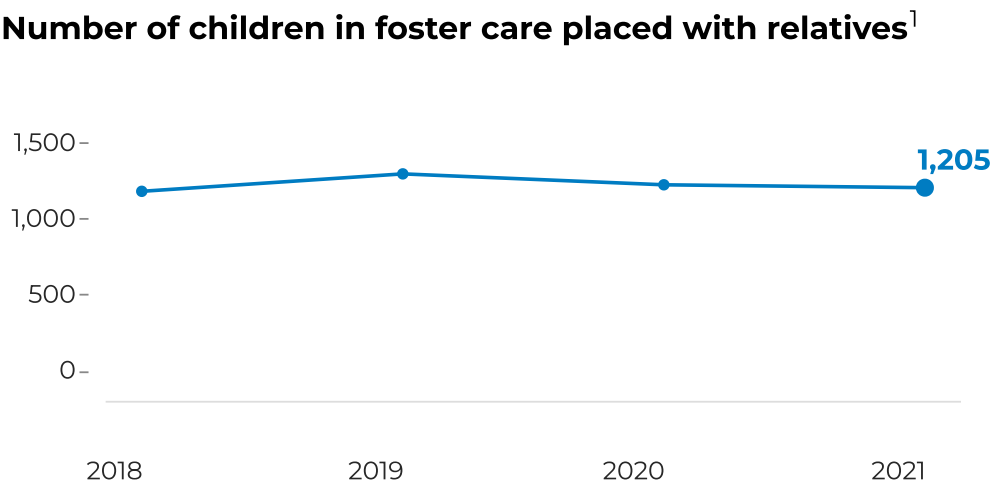
Kinship Caregiving

Hawaii

Relatives and other kin are invaluable sources of support and connection for children. Kinship caregiving exists for children both inside and outside of the child welfare system. Relatives may offer to care for a child to keep them out of foster care or may serve as a placement for a child currently in the child welfare system—either as a kinship or formal foster care placement. Relatives who care for children in foster care may have the option to enter into guardianships, which are formal legal relationships that allow the child welfare case to close while allowing the birth parents to retain parental rights. In some states, such guardians receive a subsidy for the care of the child.

Current foster care placement with relatives

Number and percentage of children in foster care placed with relatives



Percent of children in foster care placed with relatives

	Hawaii	U.S.
2018	45%	30%
2019	46%	30%
2020	47%	31%
2021	48%	32%

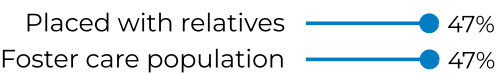
Other information on children placed with relatives

	Hawaii	United States
Average length of time living with current relative foster family	13.2 months	10.9 months
Households with a grandparent living with a grandchild ²	35,564	4,416,276

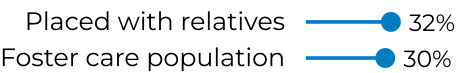
Demographics of children in foster care placed with relatives

Race and ethnicity³

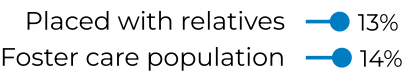
Multiple races



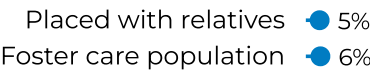
Pacific Islander



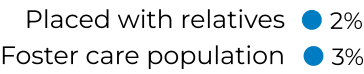
White



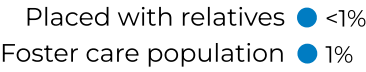
Asian



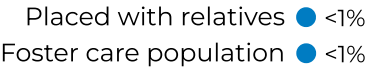
Hispanic or Latino



African American



American Indian/Alaska Native



Age distribution

0 to 1



1 to 5



6 to 10



11 to 15



16 to 20



Exiting foster care to guardianship or living with relatives


Number and percent of children exiting foster care to guardianship or living with relatives

	Hawaii	United States
Number of children who exited to guardianship or living with relatives ⁴	226	37,383
Of children exiting foster care, percent that exited to guardianship or living with relatives	21%	18%
Average length of time in foster care before exit to guardianship or living with relatives ⁵	23.9 months	19.0 months

Demographics of children exiting foster care to guardianship or living with relatives

Race and ethnicity

Multiple races



Pacific Islander



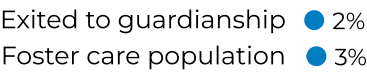
White



Asian



Hispanic or Latino



African American



American Indian/Alaska Native



Age distribution

Less than 1 year



1 to 5 years



6 to 10 years



11 to 15 years



16 to 20 years



Adopted from foster care by relatives

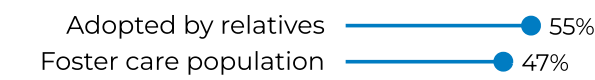
Number and percent of children adopted by relatives

	Hawaii	United States
Total number of children adopted by relatives	173	17,571
Of children exiting foster care, percent adopted by relatives	63%	34%
Average length of time in foster care before adoption	29.5 months	34.2 months

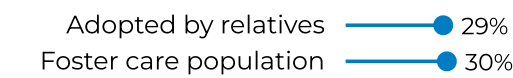
Demographics of children adopted by relatives

Race and ethnicity

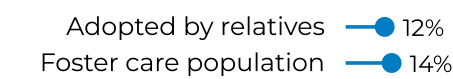
Multiple races



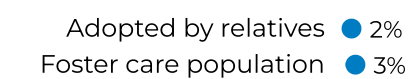
Pacific Islander



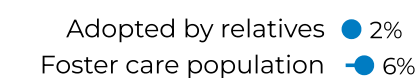
White



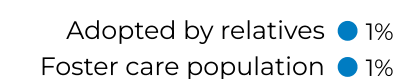
Hispanic or Latino



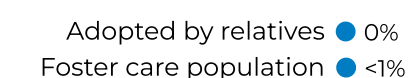
Asian



African American



American Indian/Alaska Native



Age distribution

Less than 1 year



1 to 5 years



6 to 10 years



11 to 15 years



16 to 20 years



Funding for guardianship

Funding and receipt of federal guardianship support

	Hawaii	United States
Does state have Title IV-E subsidized guardianship (KinGAP) under Fostering Connections? ⁶	Yes	N/A
Federal KinGAP dollars spent by state in FY2021 ⁷	\$3,766,031	\$228,594,804
Average monthly number of children for whom Federal KinGAP was claimed in FY 2021	542	39,823

Kinship care policies⁸

Data not available for this state.

Identification of relatives & relative notification

Hawaii

State requires adult relatives to be identified when child

Source, unless specified otherwise:

The data used in this publication were obtained from the National Data Archive on Child Abuse and Neglect and have been used in accordance with its Terms of Use Agreement license. The data represent the federal fiscal years 2018, 2019, 2020, and 2021 reporting periods (October 1, 2017 – September 30, 2018, October 1, 2018 – September 30, 2019, October 1, 2019 – September 30, 2020, October 1, 2020 – September 30, 2021, respectively). Unless otherwise noted, for each calculation, children who were missing data on the relevant indicator were excluded from analyses. The Administration on Children, Youth and Families, the Children's Bureau, the original dataset collection personnel or funding source, NDACAN, Cornell University and their agents or employees bear no responsibility for the analyses or interpretations presented here.

Datasets used include:

- Dataset #235, AFCARS Foster Care File FY2018, Version 3
- Dataset #239, AFCARS Foster Care File FY2019, Version 2
- Dataset #255, AFCARS Foster Care File FY2020
- Dataset #274, AFCARS Foster Care FY2021; Dataset #275, AFCARS Adoption FY2021

Notes

¹All figures related to placement with relatives include children from birth to age 20 in foster care on September 30, 2021.

²American Community Survey. Households with grandparents living with own grandchildren under 18 years by responsibility for own grandchildren and presence of parent of grandchildren.

³If a child is determined to be of Hispanic origin, they are only counted as Hispanic and are not included in any other racial/ethnic categories. Data for the general child population (birth to age 20) in 2021 are from the U. S. Census Bureau which are publicly available on the U.S. Census Bureau website.

⁴All figures related to exit from foster care include children from birth to age 20 who exited foster care in FFY 2021.

⁵Length of stay in care is calculated based on the current removal episode.

⁶Subsidized guardianships provide financial assistance to caregivers who assume legal guardianship of a child in out-of-home care. Information as of June 2021 as reported by grandfamilies.org.

⁷HHS Title IV-E claims data from FFY 2021, available at: <https://www.acf.hhs.gov/cb/report/report/programs-expenditure-caseload-data-2021>

⁸Information on kinship care policies as of 2022 is pulled from the Family ties: Analysis from a state-by-state survey of kinship care policies report by the Annie E. Casey Foundation, available at <https://www.aecf.org/resources/family-ties>. Arkansas, Hawaii, New Hampshire, Tennessee, Vermont and Wisconsin did not complete the 2022 survey. Some participating states did not answer every question.