

YEP: Research Group Meeting Agenda

Meeting 5 - Framework Drop In Meetings

Meeting Objectives:

- Discuss the purpose and components of the framework
- Learn about the research group’s advocacy experiences and expertise to add to the framework

Meeting Documents

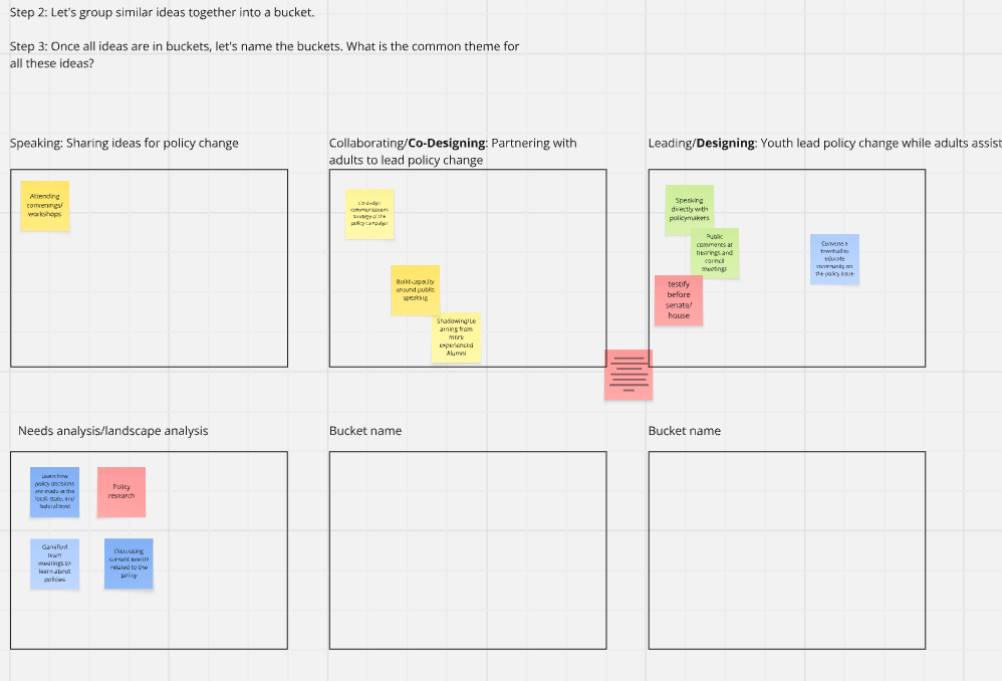
- Slides
- Tuesday Miro
- Friday Miro

Time	Item & Notes
10 minutes	<p>Welcome & Teambuilding</p> <p>What is your favorite season and why?</p>
5 minutes	<p>What is the Framework?</p> <p>We will share background info about why we created the framework and what we will use it for in this project.</p>
20 minutes	<p>Discuss Framework Component 1</p> <p><u>Tuesday</u></p> <p>As a large group we will:</p> <ol style="list-style-type: none"> 1. Review the content of the component. 2. We will pretend we work for a brand-new organization, SafeNet Teens, and spend 5-7 minutes brainstorming in Miro all the ways we as an organization can empower youth to engage in policy advocacy. 3. Then we’ll group like ideas together into “buckets.” 4. Finally, we’ll identify the common theme in each bucket by naming them.

If you have questions about the [Authentic Youth Engagement in Policy Project](#), please contact co-Principal Investigators Amy McKlindon at amcklindon@childtrends.org and Samantha E. Holquist at sholquist@childtrends.org.

This study is supported by the Conrad N. Hilton Foundation through its Foster Youth and Opportunity Youth Initiatives.



1. Review the content of the component.
2. Spend 5-7 minutes brainstorming all the possible activities young people could do to be engaged in policy advocacy.
3. Then we'll decide if these activities can be categorized as speaking, collaborating, leading, or a new category.



Friday

As a large group we will:

1. Review the content of the component.
2. Brainstorm what could change within our organization as a result of engaging youth in policy advocacy.
3. Brainstorm what results we might see on a policy level of engaging youth in policy advocacy.

	<p>Step 1: As an organization, we want to empower young people to engage in our policy advocacy efforts. Let's brainstorm what could change within our organization as a result of engaging youth in policy advocacy.</p>  <p>Step 2: Let's brainstorm what results we might see on a policy level of engaging youth in policy advocacy.</p> 
<p>5 minutes</p>	<p>Wrap Up & Next Steps</p> <ul style="list-style-type: none"> • Child Trends will: Incorporate the experiences and expertise you shared into our framework draft. • Data Collection: Please continue to work on identifying and sending us interview participant contact information and documentation of your policy win to review. You'll also have an opportunity to review and provide feedback on our interview protocols by 9/4 if interested. • Next research group meeting: We will reach out after Labor Day to schedule our next full research group meeting in late September or early October.