

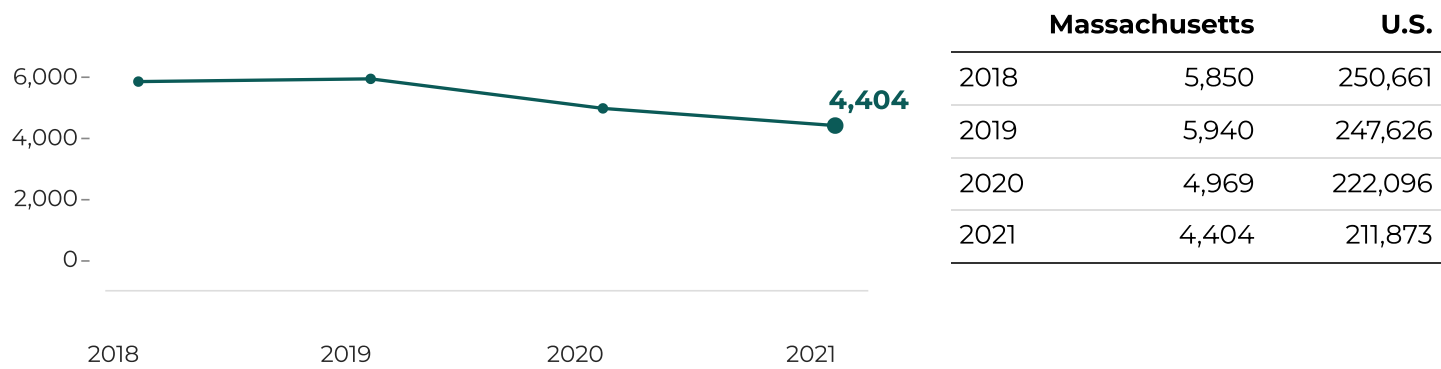
# Permanency

## Massachusetts

It is essential that children have positive, nurturing, and long-term connections with caring adults who support their healthy development—referred to as “permanency” in the child welfare field. When children are separated from their families by the foster care system, they can establish permanency through reunification, guardianship, or adoption. Conversely, children are at risk of experiencing negative outcomes when the child welfare system fails to provide permanency, underscoring the importance of providing comprehensive, culturally appropriate services to ensure that children are able to safely reunify with their families or find homes with relatives or adoptive families.

## Exiting foster care

Number of children exiting foster care<sup>1</sup>



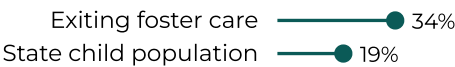
# Demographics of children exiting foster care

## Race and ethnicity<sup>2</sup>

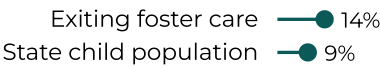
### White



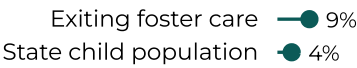
### Hispanic or Latino



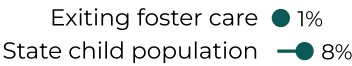
### African American



### Multiple races



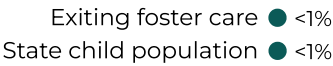
### Asian



### American Indian/Alaska Native



### Pacific Islander



## Age distribution

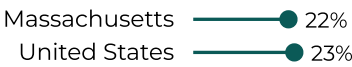
### Less than 1 year



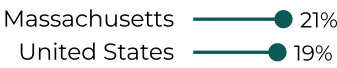
### 1 to 5 years



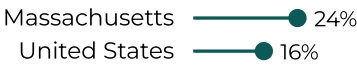
### 6 to 10 years



### 11 to 15 years

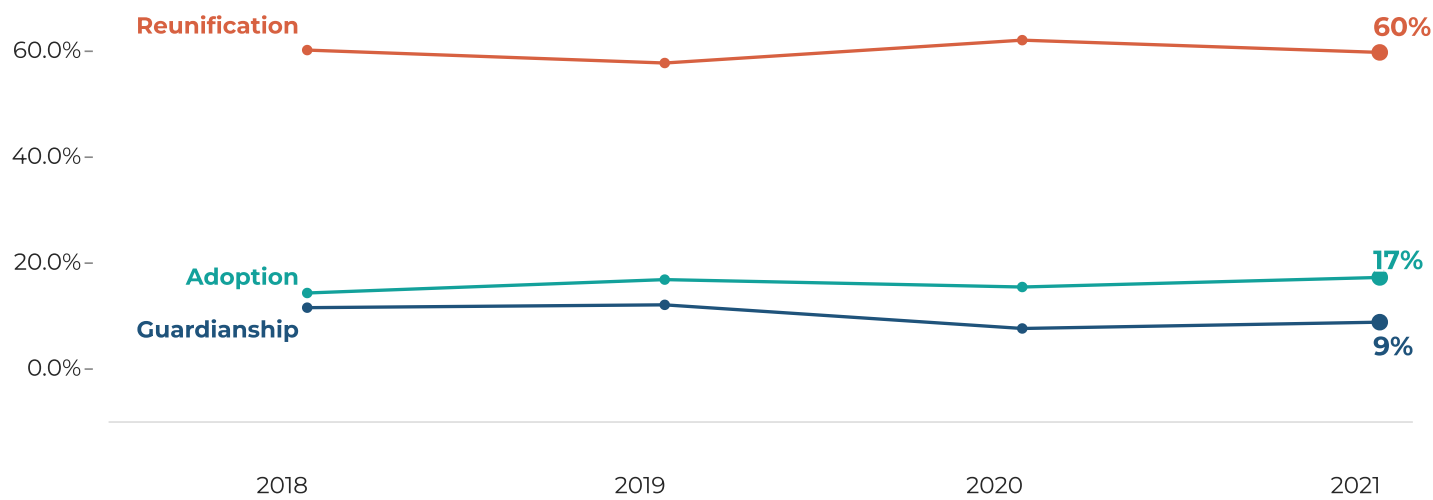


### 16 to 20 years



# Exiting foster care to permanency

Percent of children exiting foster care to permanency



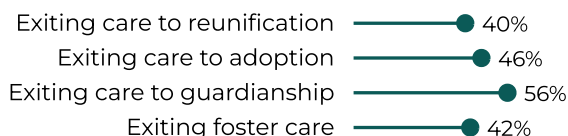
Number of children exiting foster care to each form of permanency in 2021

	Massachusetts	United States
Reunification	2,626	99,822
Adoption	755	53,337
Guardianship	383	37,383

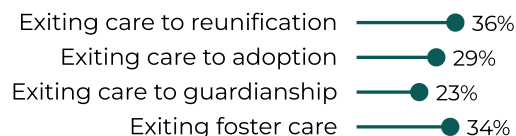
# Demographics of children exiting foster care to permanency

## Race and ethnicity

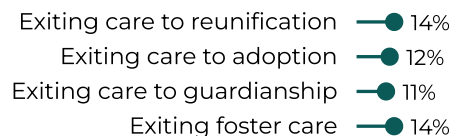
### White



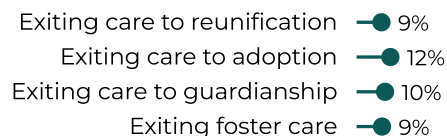
### Hispanic or Latino



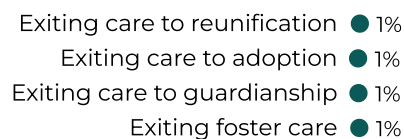
### African American



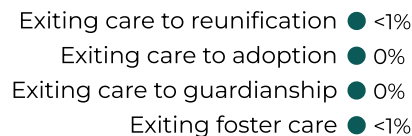
### Multiple races



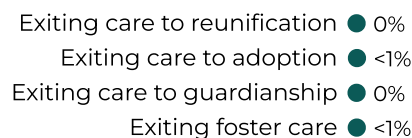
### Asian



### Pacific Islander

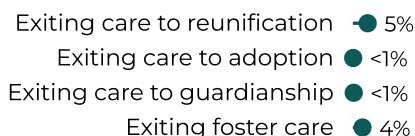


### American Indian/Alaska Native

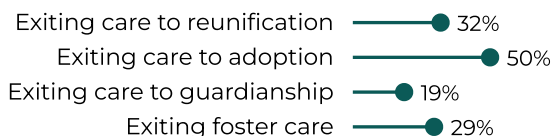


## Age distribution

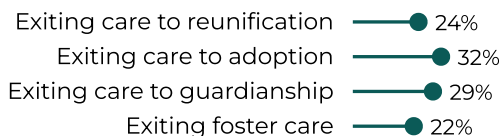
### Less than 1 year



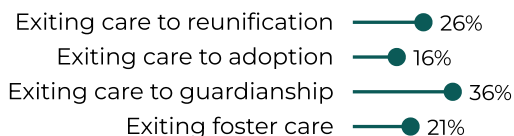
### 1 to 5 years



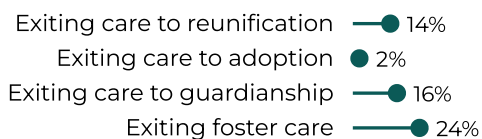
### 6 to 10 years



### 11 to 15 years



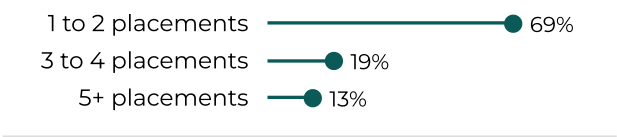
### 16 to 20 years



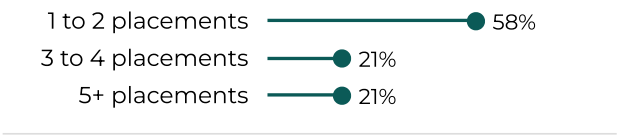
# Placement stability among children exiting to permanency

## Number of placements

### Children exiting to reunification



### Children exiting to guardianship

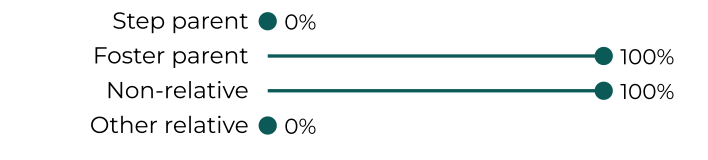


### Children exiting to adoption



## Relationship of adoptive parent to child<sup>3</sup>

### Children exiting to adoption



# Length of stay in foster care

	Massachusetts	United States
Average length of stay in foster care before exit to reunification <sup>4</sup>	14.1 months	13.4 months
Average length of stay before exit to adoption	47.9 months	34.2 months
Average length of stay before exit to guardianship	36.4 months	22.9 months

### **Source, unless specified otherwise:**

The data used in this publication were obtained from the National Data Archive on Child Abuse and Neglect and have been used in accordance with its Terms of Use Agreement license. The data represent the federal fiscal years 2018, 2019, 2020, and 2021 reporting periods (October 1, 2017 – September 30, 2018, October 1, 2018 – September 30, 2019, October 1, 2019 – September 30, 2020, October 1, 2020 – September 30, 2021, respectively). Unless otherwise noted, for each calculation, children who were missing data on the relevant indicator were excluded from analyses. The Administration on Children, Youth and Families, the Children's Bureau, the original dataset collection personnel or funding source, NDACAN, Cornell University and their agents or employees bear no responsibility for the analyses or interpretations presented here.

Datasets used include:

- Dataset #235, AFCARS Foster Care File FY2018, Version 3
- Dataset #239, AFCARS Foster Care File FY2019, Version 2
- Dataset #255, AFCARS Foster Care File FY2020
- Dataset #274, AFCARS Foster Care FY2021; Dataset #275, AFCARS Adoption FY2021

### **Notes**

<sup>1</sup>All figures related to exits from care include children from birth to age 20 exiting care during the FFY.

<sup>2</sup>If a child is determined to be of Hispanic origin, they are only counted as Hispanic and are not included in any other racial/ethnic categories. Data for the general child population under age 20 in 2021 are from the U. S. Census Bureau which are publicly available on the U.S. Census Bureau website.

<sup>3</sup>The response categories for relationship of adoptive parents come from the AFCARS Adoption file and are not mutually exclusive. Therefore, percentages may not add up to 100%. For some states there was a large amount of missing data. In Massachusetts, the relationship of adoptive parents was missing for 0% of records in the Adoption file.

<sup>4</sup>Length of stay in care is calculated based on the most recent removal episode.