

Older youth in care

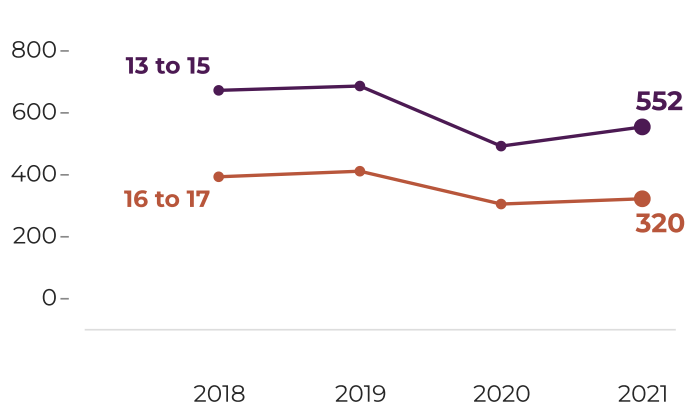
Kansas

As young people transition to adulthood, they face significant opportunities and challenges. This is particularly true for those who age out of the child welfare system. Older youth in care experience the child welfare system differently than other age groups: These differences may include reasons for entering care, the types and number of placements, the length of time they stay in care, and how they exit care. To help young people successfully transition to adulthood, it is essential that child welfare agencies provide them with supportive relationships, educational opportunities, career preparation, and other forms of support. These resources will equip them with the necessary tools to set and achieve their goals.

Entering foster care¹

Number and rate of young people entering foster care

Number of young people entering foster care



Rate of young people entering foster care per 1,000²

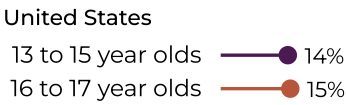
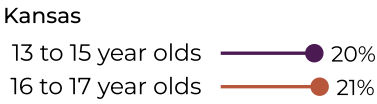
	13 to 15 year olds		16 to 17 year olds	
	Kansas	U.S.	Kansas	U.S.
2018	5.6	2.7	5.0	2.5
2019	5.7	2.7	5.2	2.4
2020	4.1	2.3	3.8	2.0
2021	4.4	2.1	3.9	1.8

Reason for entering foster care^{3,4}

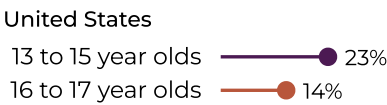
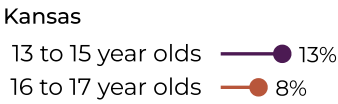
Child behavior problem



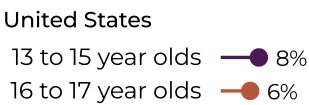
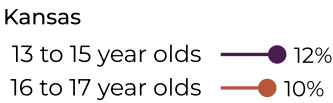
Inability to cope



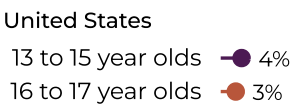
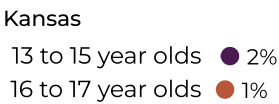
Parental substance abuse



Sexual abuse



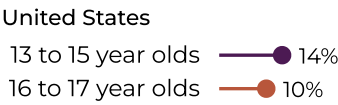
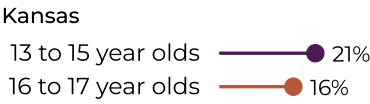
Parental incarceration



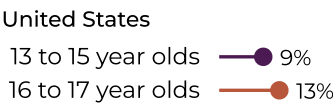
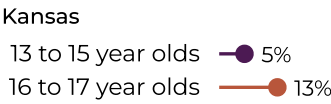
Neglect



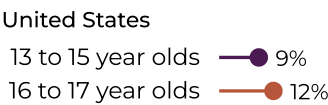
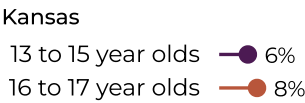
Physical abuse



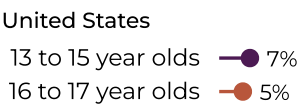
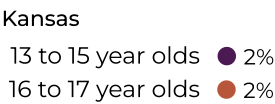
Other



Abandonment



Inadequate housing



Number of foster care entries

	13 to 15 year olds		16 to 17 year olds	
	Kansas	U.S.	Kansas	U.S.
Number of young people entering care for the first time	354	19,565	204	10,545
Percent of young people entering care for the first time	64%	70%	64%	67%

Demographics of young people entering foster care

Gender of young people entering care

Female

Kansas



United States



Male

Kansas



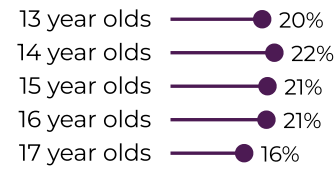
United States




Age distribution⁵

Age

Kansas



United States

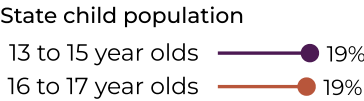
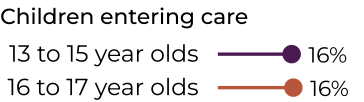


Race and ethnicity of young people entering foster care⁶

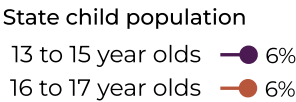
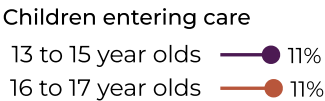
White



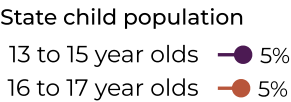
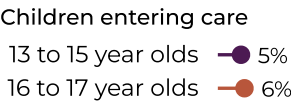
Hispanic or Latino



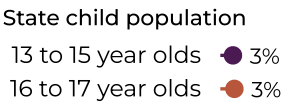
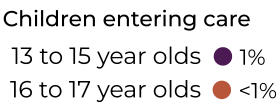
African American



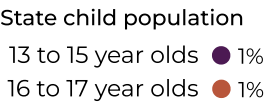
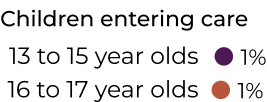
Multiple races



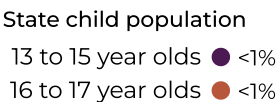
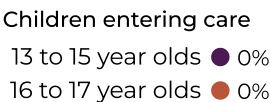
Asian



American Indian/Alaska Native



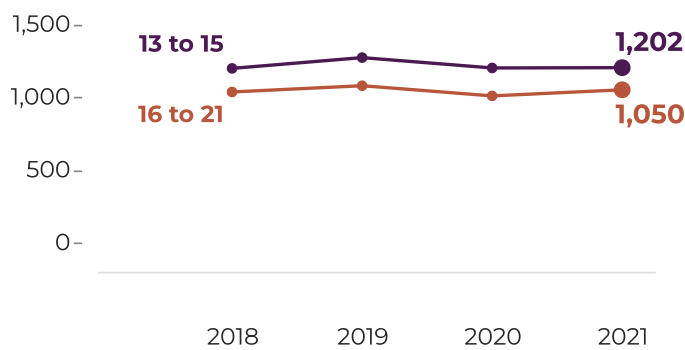
Pacific Islander



In foster care⁷

Number and rate of young people in foster care

Number of young people in foster care



Rate of young people in foster care per 1,000 in general population


	13 to 15 year olds		16 to 21 year olds	
	Kansas	U.S.	Kansas	U.S.
2018	10.0	4.6	4.3	2.3
2019	10.6	4.6	4.4	2.3
2020	10.0	4.4	4.1	2.2
2021	9.5	4.1	4.2	2.2

Other information on children in foster care

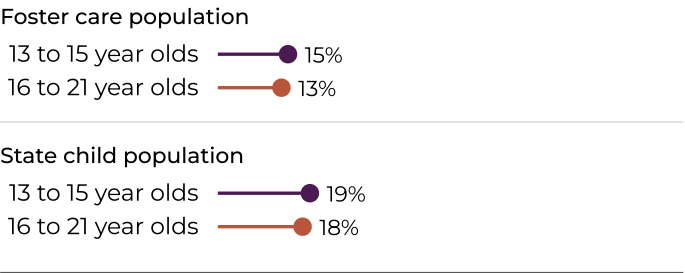
	13 to 15 year olds		16 to 21 year olds	
	Kansas	U.S.	Kansas	U.S.
Average number of removals ⁸	1.4	1.4	1.5	1.5
Median age when entered care	12 years	12 years	15 years	15 years
Number of young people in care for 3 or more years	331 (28%)	13,623 (25%)	330 (31%)	20,127 (36%)

Race and ethnicity of young people in foster care

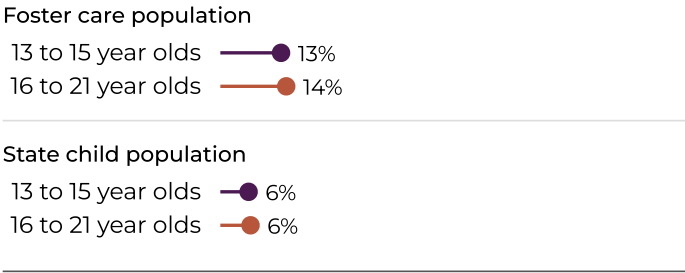
White



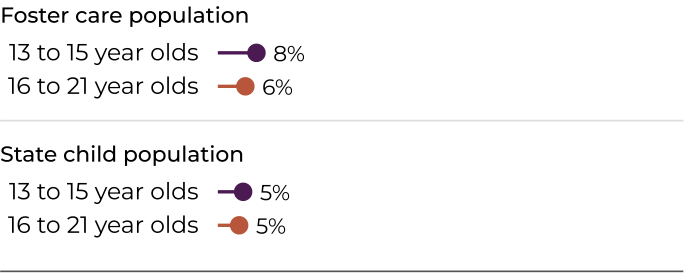
Hispanic or Latino



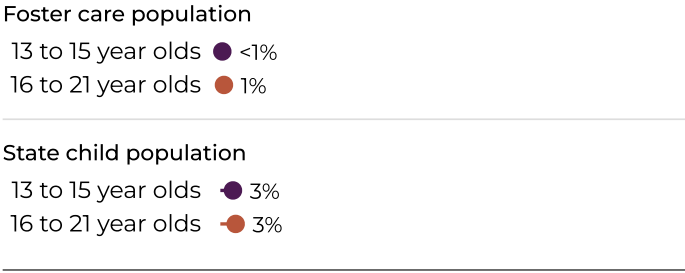
African American



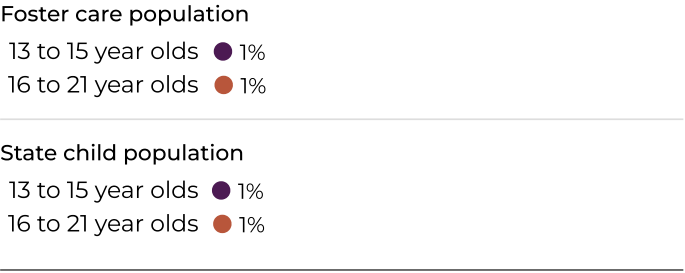
Multiple races



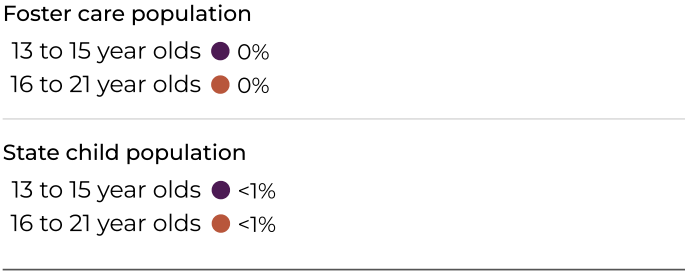
Asian



American Indian/Alaska Native



Pacific Islander



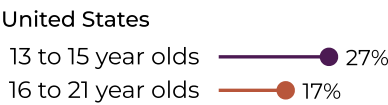
Placement setting and stability for young people in foster care

Current placement setting⁹

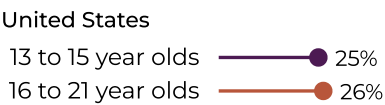
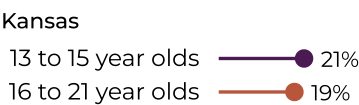
Nonrelative



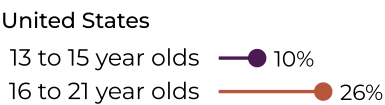
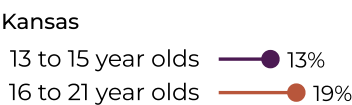
Relative



Group home or institution

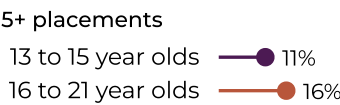
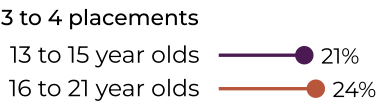


Other

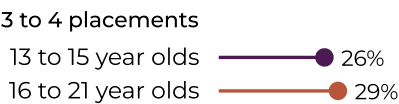


Number of placements by length of time in care

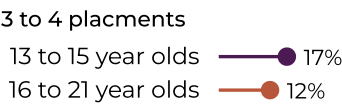
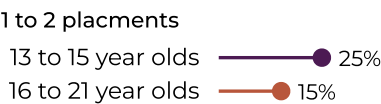
Less than 12 months



1 to 2 years



2+ years



347

Number of young people ages 9-17 in foster care with case plan goal of long-term foster care or emancipation

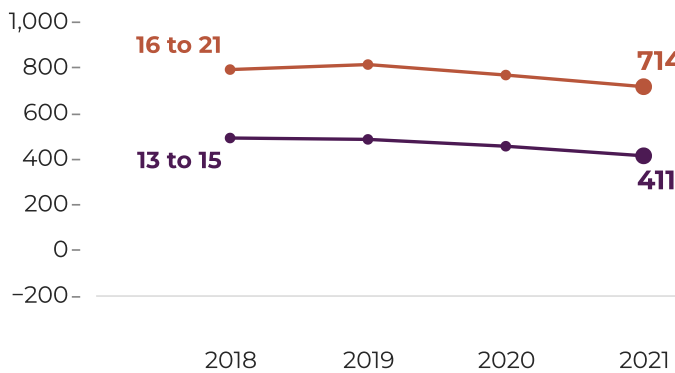
38

Number of young people in care on their 18th birthday in previous FY that were still in care on their 19th birthday

Exiting foster care¹⁰

Number and rate of children exiting foster care

Number of young people exiting foster care



Rate of young people exiting foster care per 1,000 in general population

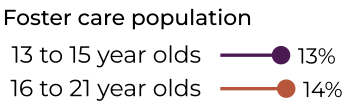
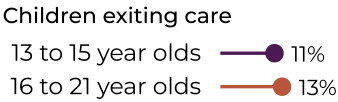
	13 to 15 year olds		16 to 21 year olds	
	Kansas	U.S.	Kansas	U.S.
2018	4.1	2.1	3.2	1.6
2019	4.0	2.2	3.3	1.6
2020	3.8	2.0	3.1	1.6
2021	3.3	1.9	2.9	1.4

Race and ethnicity of young people exiting foster care¹¹

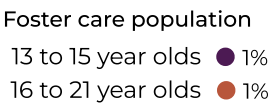
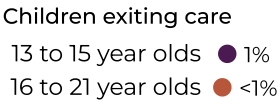
White



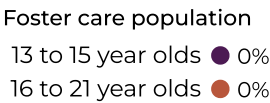
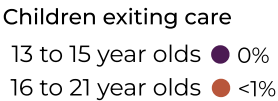
African American



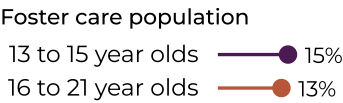
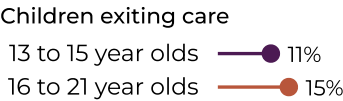
American Indian/Alaska Native



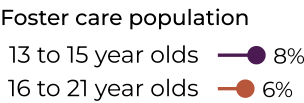
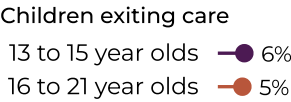
Pacific Islander



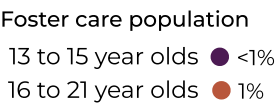
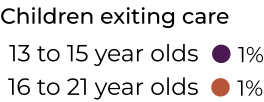
Hispanic or Latino



Multiple races

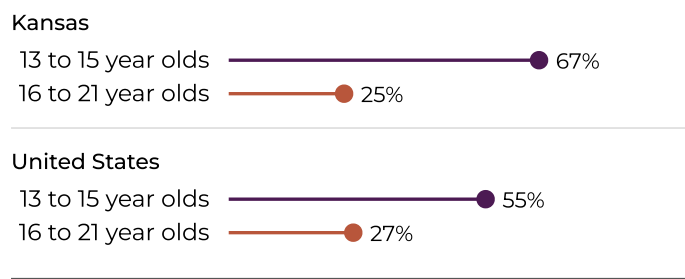


Asian

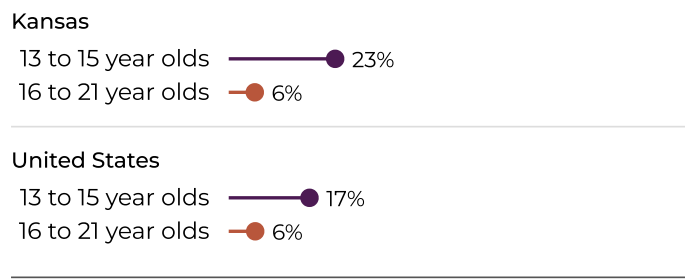


Outcomes of young people exiting foster care

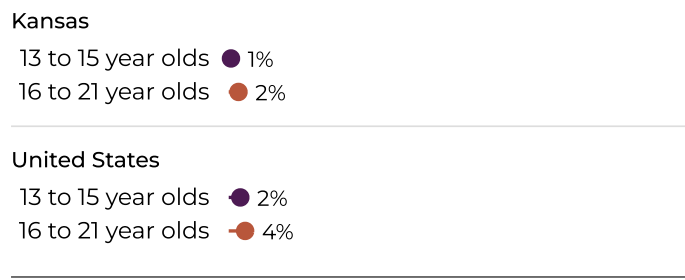
Reunification



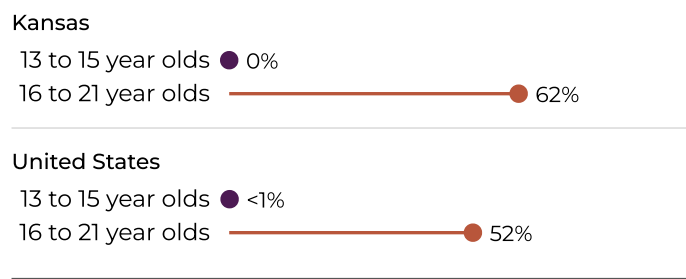
Adopted



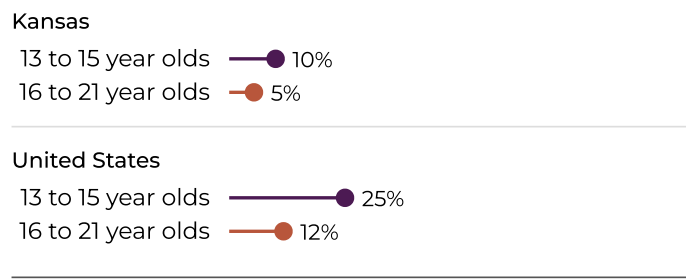
Other



Emancipation



Living with relative or guardianship



Supporting young people in foster care

	Kansas	United States
Does Kansas have extended foster care? ¹²	Yes	NA
Age when young people can no longer be in foster care in Kansas	21	NA
State funds expended by Kansas child welfare agency on services and assistance for older youth ¹³	\$2,325,030	\$240,575,572
Federal funds expended by Kansas child welfare agency on services and assistance for older youth	\$2,558,839	\$303,666,082
Amount of federal Chafee/Education and Training Voucher funds expended by Kansas child welfare agency	\$2,386,717	\$169,316,599

Source, unless specified otherwise:

The data used in this publication were obtained from the National Data Archive on Child Abuse and Neglect and have been used in accordance with its Terms of Use Agreement license. The data represent the federal fiscal years 2018, 2019, 2020, and 2021 reporting periods (October 1, 2017 – September 30, 2018, October 1, 2018 – September 30, 2019, October 1, 2019 – September 30, 2020, October 1, 2020 – September 30, 2021, respectively). Unless otherwise noted, for each calculation, children who were missing data on the relevant indicator were excluded from analyses. The Administration on Children, Youth and Families, the Children's Bureau, the original dataset collection personnel or funding source, NDACAN, Cornell University and their agents or employees bear no responsibility for the analyses or interpretations presented here.

Datasets used include:

- Dataset #235, AFCARS Foster Care File FY2018, Version 3
- Dataset #239, AFCARS Foster Care File FY2019, Version 2
- Dataset #255, AFCARS Foster Care File FY2020
- Dataset #274, AFCARS Foster Care FY2021; Dataset #275, AFCARS Adoption FY2021

Notes

¹All figures related to entering foster care include young people who entered care during the FFY.

²All rates are calculated using general population data from the U. S. Census Bureau from 2018, 2019, 2020, and 2021 which are publicly available on the U.S. Census Bureau website.

³For young people entering care in FFY 2021. Other entry reasons include drug or alcohol abuse by the child, child's disability, relinquishment, and parental death.

⁴We did not show counts for the additional breakdowns in this section because of small cell sizes.

⁵These percentages are based on total number of young people ages 13-17 entering foster care during the FFY.

⁶If a young person is determined to be of Hispanic origin, they are only counted as Hispanic and are not included in any other racial/ethnic categories. Data for the general population under age 20 in 2021 are from the U. S. Census Bureau which are publicly available on the U.S. Census Bureau website.

⁷All figures related to young people currently in care include those in foster care on the last day of the FFY.

⁸Average number of times young people were removed from the home, including the most recent removal.

⁹Current placement setting as of September 30, 2021. Other placement types include pre-adoptive home, runaway, supervised independent living, and trial home visit.

¹⁰All figures related to exits from care include those exiting care during the FFY.

¹¹We did not show counts for the additional breakdowns in this section because of small cell sizes.

¹²Information current through March 2022. Child Welfare Information Gateway. (2022). Extension of foster care beyond age 18. U.S. Department of Health and Human Services, Administration for Children and Families, Children's Bureau. <https://www.childwelfare.gov/topics/systemwide/laws-policies/statutes/extensionfc/>

¹³State expenditures on services and assistance for older youth and Chafee funds is from Child Welfare Financing SFY 2020: A survey of federal, state, and local expenditures, which is publicly available on the Child Trends website. Each state

reported data based on its state fiscal year (SFY) 2020, which for most states is July 1, 2019 to June 30, 2020. AL, DC, MI, NY, and TX reported a different SFY calendar. This is the most recent year for which data are available.