

Older youth in care

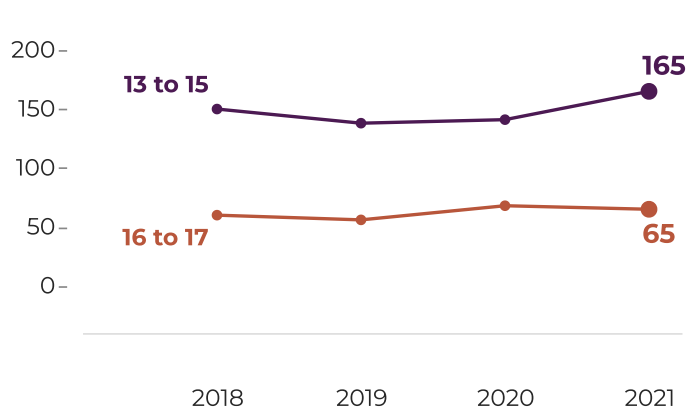
Alaska

As young people transition to adulthood, they face significant opportunities and challenges. This is particularly true for those who age out of the child welfare system. Older youth in care experience the child welfare system differently than other age groups: These differences may include reasons for entering care, the types and number of placements, the length of time they stay in care, and how they exit care. To help young people successfully transition to adulthood, it is essential that child welfare agencies provide them with supportive relationships, educational opportunities, career preparation, and other forms of support. These resources will equip them with the necessary tools to set and achieve their goals.

Entering foster care¹

Number and rate of young people entering foster care

Number of young people entering foster care



Rate of young people entering foster care per 1,000²

	13 to 15 year olds		16 to 17 year olds	
	Alaska	U.S.	Alaska	U.S.
2018	5.2	2.7	3.1	2.5
2019	4.8	2.7	3.0	2.4
2020	4.9	2.3	3.6	2.0
2021	5.5	2.1	3.4	1.8

Number of foster care entries

	13 to 15 year olds		16 to 17 year olds	
	Alaska	U.S.	Alaska	U.S.
Number of young people entering care for the first time	124	19,565	45	10,545
Percent of young people entering care for the first time	75%	70%	69%	67%

Demographics of young people entering foster care

Gender of young people entering care

Female

Alaska



United States



Male

Alaska



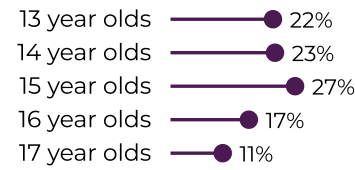
United States




Age distribution⁵

Age

Alaska



United States



Race and ethnicity of young people entering foster care⁶

White

Children entering care




State child population

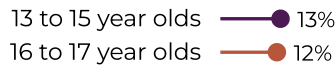


Multiple races

Children entering care

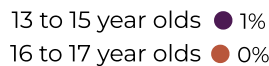


State child population

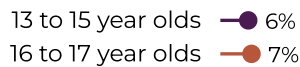


Asian

Children entering care

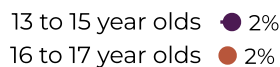


State child population

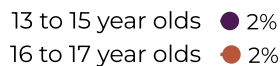


Pacific Islander

Children entering care



State child population

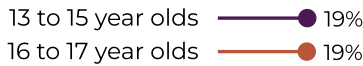


American Indian/Alaska Native

Children entering care

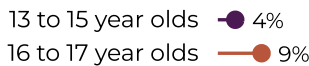


State child population

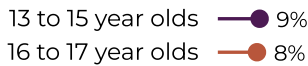


Hispanic or Latino

Children entering care

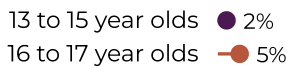


State child population

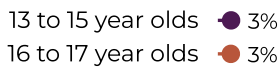


African American

Children entering care



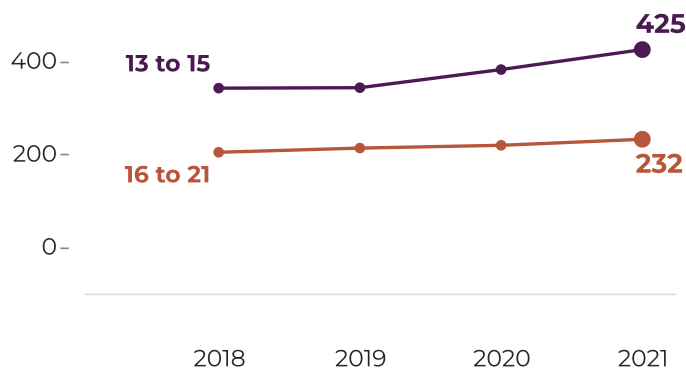
State child population



In foster care⁷

Number and rate of young people in foster care

Number of young people in foster care



Rate of young people in foster care per 1,000 in general population

	13 to 15 year olds		16 to 21 year olds	
	Alaska	U.S.	Alaska	U.S.
2018	11.8	4.6	3.9	2.3
2019	12.0	4.6	4.1	2.3
2020	13.3	4.4	4.3	2.2
2021	14.1	4.1	4.5	2.2

Other information on children in foster care

	13 to 15 year olds		16 to 21 year olds	
	Alaska	U.S.	Alaska	U.S.
Average number of removals ⁸	1.4	1.4	1.4	1.5
Median age when entered care	12 years	12 years	15 years	15 years
Number of young people in care for 3 or more years	99 (23%)	13,623 (25%)	77 (33%)	20,127 (36%)

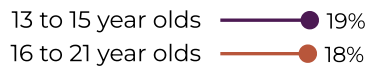
Race and ethnicity of young people in foster care

American Indian/Alaska Native

Foster care population

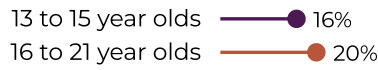


State child population

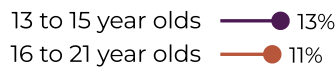


Multiple races

Foster care population

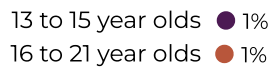


State child population

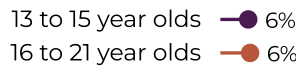


Asian

Foster care population

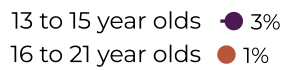


State child population

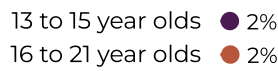


Pacific Islander

Foster care population



State child population



White

Foster care population

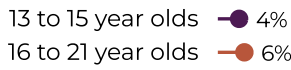


State child population

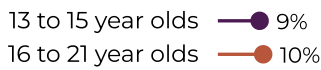


Hispanic or Latino

Foster care population

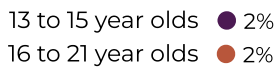


State child population

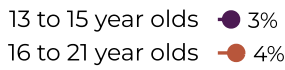


African American

Foster care population



State child population



Placement setting and stability for young people in foster care

Current placement setting⁹

Nonrelative

Alaska



United States



Other

Alaska

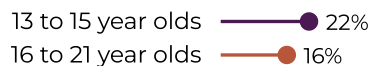


United States



Relative

Alaska

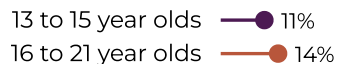


United States



Group home or institution

Alaska



United States



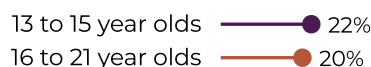
Number of placements by length of time in care

Less than 12 months

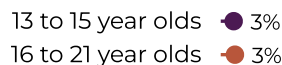
1 to 2 placements



3 to 4 placements



5+ placements



1 to 2 years

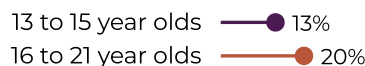
1 to 2 placements



3 to 4 placements



5+ placements

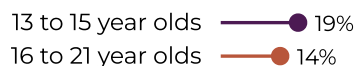


2+ years

1 to 2 placements



3 to 4 placements



5+ placements



4

Number of young people ages 9-17 in foster care with case plan goal of long-term foster care or emancipation

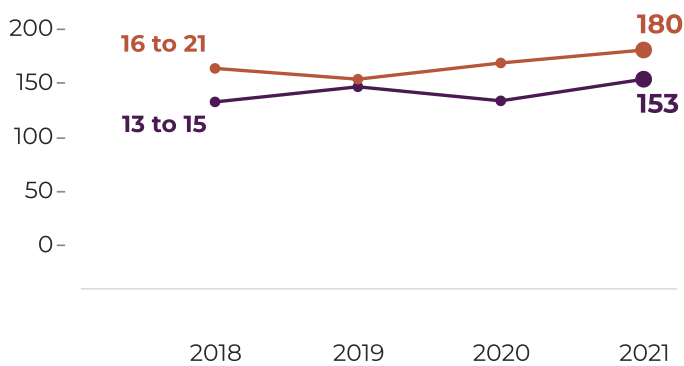
6

Number of young people in care on their 18th birthday in previous FY that were still in care on their 19th birthday

Exiting foster care¹⁰

Number and rate of children exiting foster care

Number of young people exiting foster care

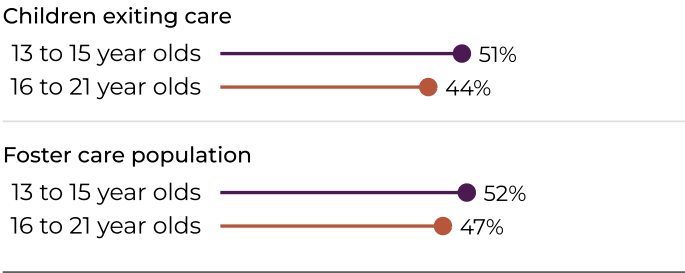


Rate of young people exiting foster care per 1,000 in general population

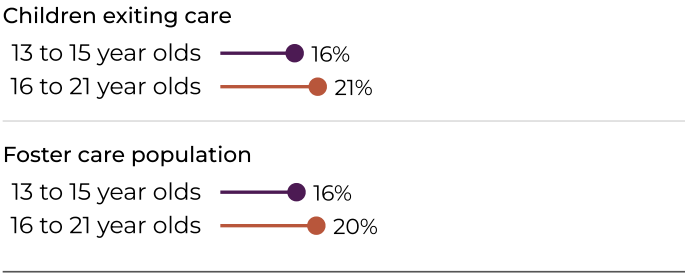
	13 to 15 year olds		16 to 21 year olds	
	Alaska	U.S.	Alaska	U.S.
2018	4.5	2.1	3.1	1.6
2019	5.1	2.2	3.0	1.6
2020	4.6	2.0	3.3	1.6
2021	5.1	1.9	3.5	1.4

Race and ethnicity of young people exiting foster care¹¹

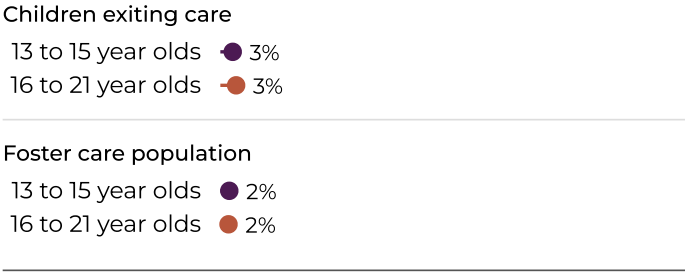
American Indian/Alaska Native



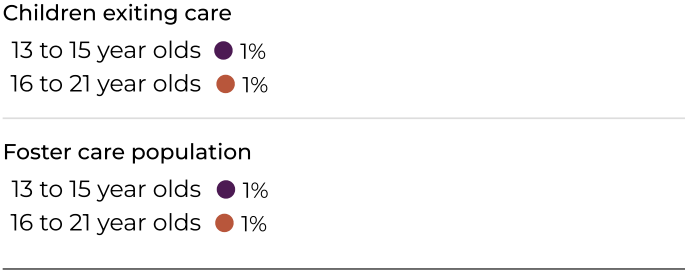
Multiple races



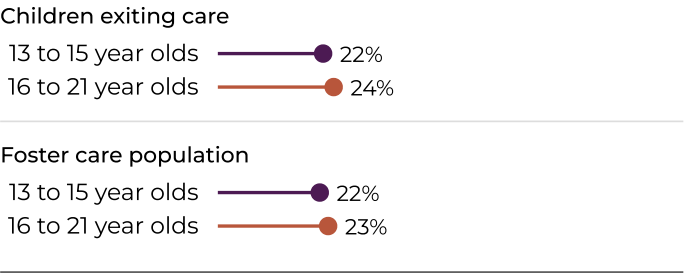
African American



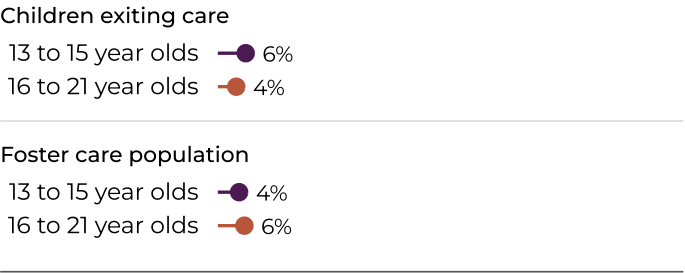
Asian



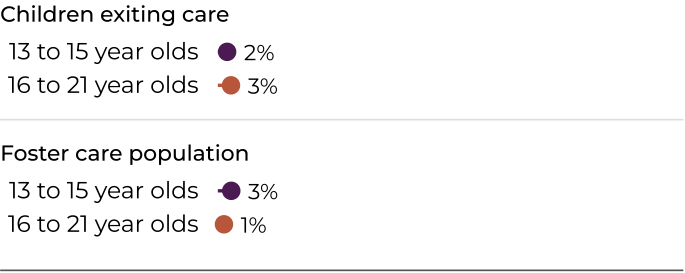
White



Hispanic or Latino

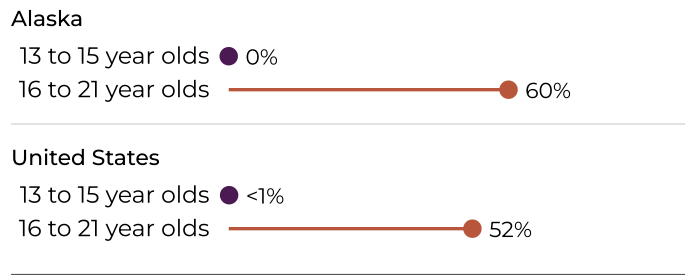


Pacific Islander

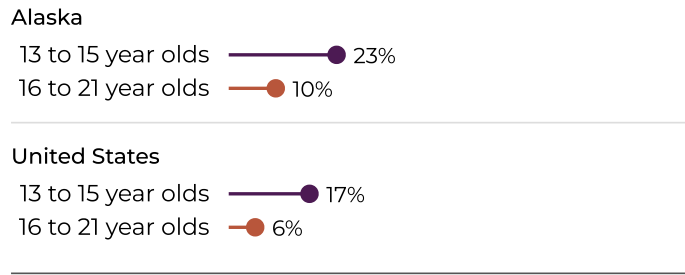


Outcomes of young people exiting foster care

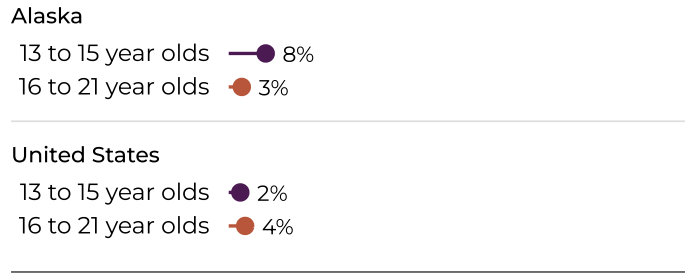
Emancipation



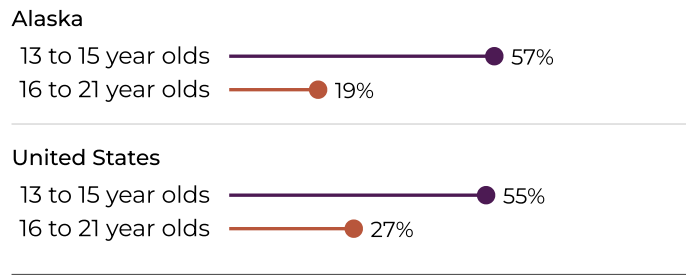
Adopted



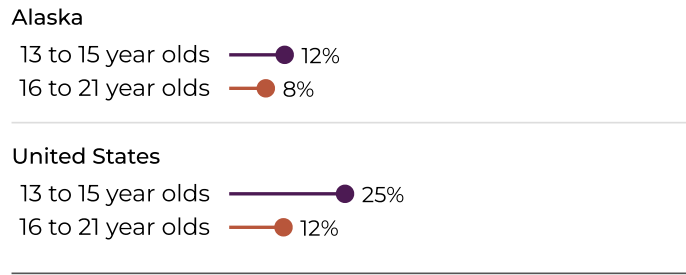
Other



Reunification



Living with relative or guardianship



Supporting young people in foster care

	Alaska	United States
Does Alaska have extended foster care? ¹²	Yes	NA
Age when young people can no longer be in foster care in Alaska	21	NA
State funds expended by Alaska child welfare agency on services and assistance for older youth ¹³	\$4,785,405	\$240,575,572
Federal funds expended by Alaska child welfare agency on services and assistance for older youth	\$3,260,525	\$303,666,082
Amount of federal Chafee/Education and Training Voucher funds expended by Alaska child welfare agency	\$1,052,681	\$169,316,599

Source, unless specified otherwise:

The data used in this publication were obtained from the National Data Archive on Child Abuse and Neglect and have been used in accordance with its Terms of Use Agreement license. The data represent the federal fiscal years 2018, 2019, 2020, and 2021 reporting periods (October 1, 2017 – September 30, 2018, October 1, 2018 – September 30, 2019, October 1, 2019 – September 30, 2020, October 1, 2020 – September 30, 2021, respectively). Unless otherwise noted, for each calculation, children who were missing data on the relevant indicator were excluded from analyses. The Administration on Children, Youth and Families, the Children's Bureau, the original dataset collection personnel or funding source, NDACAN, Cornell University and their agents or employees bear no responsibility for the analyses or interpretations presented here.

Datasets used include:

- Dataset #235, AFCARS Foster Care File FY2018, Version 3
- Dataset #239, AFCARS Foster Care File FY2019, Version 2
- Dataset #255, AFCARS Foster Care File FY2020
- Dataset #274, AFCARS Foster Care FY2021; Dataset #275, AFCARS Adoption FY2021

Notes

¹All figures related to entering foster care include young people who entered care during the FFY.

²All rates are calculated using general population data from the U. S. Census Bureau from 2018, 2019, 2020, and 2021 which are publicly available on the U.S. Census Bureau website.

³For young people entering care in FFY 2021. Other entry reasons include drug or alcohol abuse by the child, child's disability, relinquishment, and parental death.

⁴We did not show counts for the additional breakdowns in this section because of small cell sizes.

⁵These percentages are based on total number of young people ages 13-17 entering foster care during the FFY.

⁶If a young person is determined to be of Hispanic origin, they are only counted as Hispanic and are not included in any other racial/ethnic categories. Data for the general population under age 20 in 2021 are from the U. S. Census Bureau which are publicly available on the U.S. Census Bureau website.

⁷All figures related to young people currently in care include those in foster care on the last day of the FFY.

⁸Average number of times young people were removed from the home, including the most recent removal.

⁹Current placement setting as of September 30, 2021. Other placement types include pre-adoptive home, runaway, supervised independent living, and trial home visit.

¹⁰All figures related to exits from care include those exiting care during the FFY.

¹¹We did not show counts for the additional breakdowns in this section because of small cell sizes.

¹²Information current through March 2022. Child Welfare Information Gateway. (2022). Extension of foster care beyond age 18. U.S. Department of Health and Human Services, Administration for Children and Families, Children's Bureau. <https://www.childwelfare.gov/topics/systemwide/laws-policies/statutes/extensionfc/>

¹³State expenditures on services and assistance for older youth and Chafee funds is from Child Welfare Financing SFY 2020: A survey of federal, state, and local expenditures, which is publicly available on the Child Trends website. Each state

reported data based on its state fiscal year (SFY) 2020, which for most states is July 1, 2019 to June 30, 2020. AL, DC, MI, NY, and TX reported a different SFY calendar. This is the most recent year for which data are available.