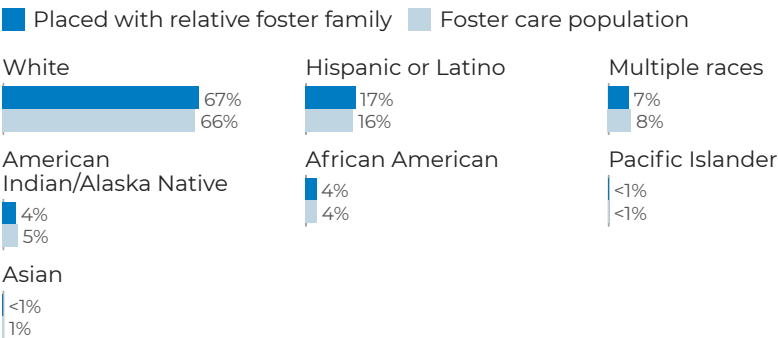


Kinship Caregiving

Federal Fiscal Year 2017

Relatives and other kin are invaluable sources of support and connection for children. Kinship caregiving exists for children both inside and outside of the child welfare system. Relatives may offer to care for a child to keep them out of foster care, or may serve as a placement for a child currently in the child welfare system—either as a kinship or formal foster care placement. Relatives who care for children in foster care may have the option to enter into guardianships, which are formal legal relationships that allow the child welfare case to close while allowing the birth parents to retain parental rights. In some states, such guardians receive a subsidy for the care of the child.

Race and ethnicity of children placed with a relative foster family in Oregon⁵



Age distribution of children placed with a relative foster family



Guardianship with relatives for children in foster care⁶

	Oregon	United States
Of children in foster care, percent with a case plan goal of guardianship with relatives	11%	6%
Average age of children with a case plan goal of guardianship with relatives	12.2 years	10.9 years

Children exiting foster care to guardianship or living with relatives⁷

	Oregon	United States
Number of children who exited to guardianship or living with relatives	494	41,501
Of children exiting foster care, percent that exited to guardianship or living with relatives	16%	17%
Average length of time in foster care before exit to guardianship or living with relatives	28.6 months	15.4 months
Gender of children exiting to guardianship or living with relatives - Male	48%	50%
Gender of children exiting to guardianship or living with relatives - Female	52%	50%

Oregon

Number of children in foster care whose most recent placement was relative foster family¹

2,803

United States: 140,675

Percent of children in foster care whose most recent placement was relative foster family

35%

United States: 32%

Average length of time living with current relative foster family²

11.9 months

United States: 9.9 months

Households with a grandparent living with a grandchild³

3%

United States: 5%

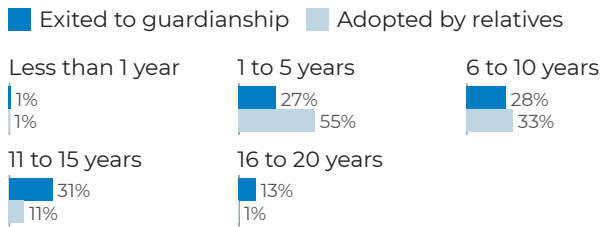
Of children adopted from foster care, percent adopted by relatives⁴

43%

United States: 35%

Age of children who exited foster care to guardianship vs. adoption by relatives

Oregon

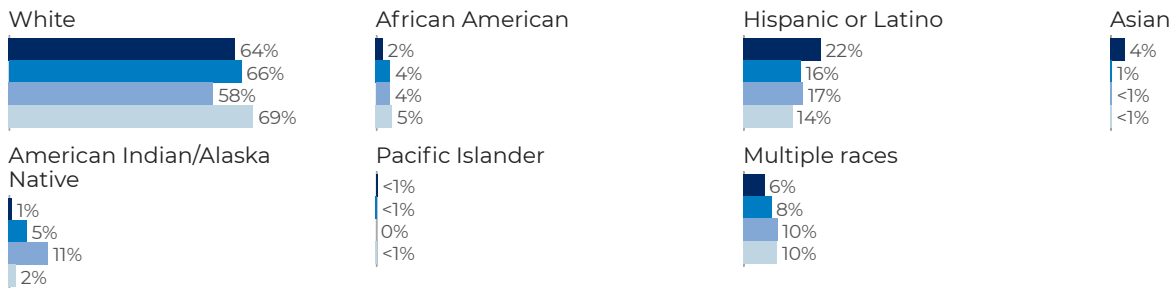


United States



Race and ethnicity of children who exited foster care to guardianship vs. adoption by relatives⁸

General child population Foster care population Exited to guardianship Adopted by relatives



Funding for guardianship

	Oregon	United States
Does state have Title IV-E subsidized guardianship (KinGAP) under Fostering Connections? ⁹	Yes	N/A
Federal KinGAP dollars spent by state in SFY 2016 ^{10,11}	\$7,167,647	\$119,041,441
Average monthly number of children for whom KinGAP was claimed ¹²	1,513	45,873

Source, unless specified otherwise: This information is from the federal Adoption and Foster Care Analysis and Reporting System (AFCARS) and represents the federal fiscal year 2017 reporting period (October 1, 2016 – September 30, 2016). Unless otherwise noted, for each calculation, children who were missing data on the relevant indicator were excluded from analyses.

¹ Includes children of all ages currently in foster care on September 30, 2017.

² For all relevant measures, length of stay in care is calculated based on the current removal episode.

³ Data for households with grandparent living with a grandchild during 2017 is publicly available on the American Fact Finder website from the Census Bureau.

⁴ Includes relatives and stepparents. Children who were over age 21 were excluded from analyses.

⁵ Hispanic children are not included in counts for specific racial groups. Data for the general child population under age 18 for 2017 is from the U. S. Census Bureau and is publicly available at the Kids Count Data Center.

⁶ In AFCARS, a case plan goal of guardianship with a relative is labeled as “living with relative.” While adoption creates a permanent legal relationship between a child and their adoptive family, replacing the birth parents’ relationship, guardianship creates a formal legal relationship between a child and their guardian(s) and allows birth parents to retain parental rights.

⁷ Guardianship can include non-relative guardians.

⁸ Hispanic children are not included in counts for specific racial groups. Children whose race was reported as unknown are not included.

⁹ Information as of December 2018, available at <http://grandfamilies.org/Topics/Subsidized-Guardianship/Subsidized-Guardianship-Summary-Analysis>

¹⁰ State expenditures on KinGAP programs is from Child Welfare Financing SFY 2016: A survey of federal, state, and local expenditures, which is publicly available on the Child Trends website (<https://www.childtrends.org/research/research-by-topic/child-welfare-financing-survey-sfy-2016>). Each state reported data based on their state fiscal year (SFY) 2016, which for most states is July 1, 2015 to June 30, 2016. AL, DC, MI, NY, TX, and WY reported a different SFY calendar.

¹¹ It is possible for states to have had a KinGAP program as of December 2018 and not have reported any KinGAP expenditures in SFY 2016, or vice versa. This could be due to a variety of state-specific reasons.

¹² Based on HHS Title IV-E claims data from FFY 2016.