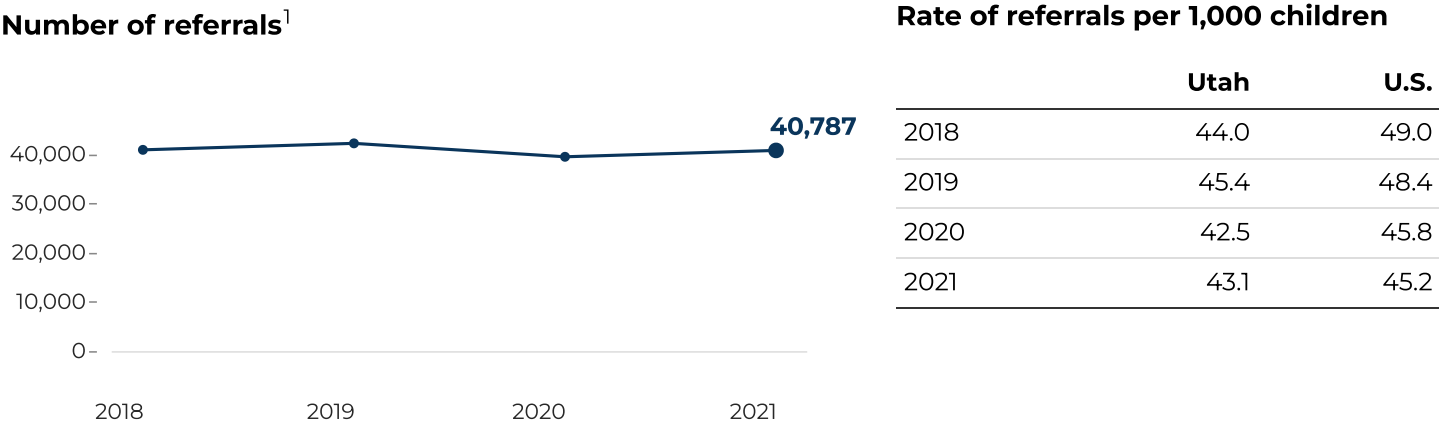


Child Maltreatment

Utah

Child neglect and abuse—also known as maltreatment—is a grave concern that is associated with many negative outcomes, including physical injuries, psychological problems, and (in extreme cases) death. After receiving referrals, child protective services agencies investigate to determine whether children are at risk of maltreatment, if maltreatment occurred, and if services are needed. Children and families may receive a variety of services, including family preservation, foster care, mental health supports, and substance abuse treatment.

Referrals made to the child welfare agency



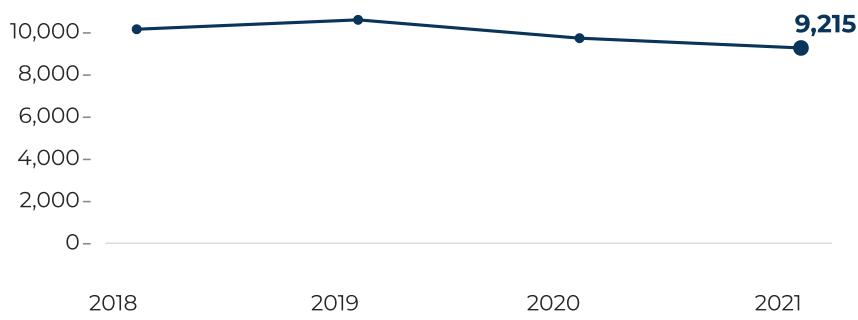
Investigations of maltreatment reports

| | Utah | United States |
|---|--------------|-----------------|
| Number of referrals that met the criteria for an investigation or assessment ² | 19,663 (48%) | 1,684,661 (51%) |
| Number of children who received an investigation or assessment for abuse or neglect | 25,614 | 2,934,311 |
| Rate of investigations or assessments per 1,000 children in the population | 27.0 | 40.5 |

Children who were maltreated

Number and rate of maltreated children

Number of maltreated children³



Rate of maltreated children per 1,000 children

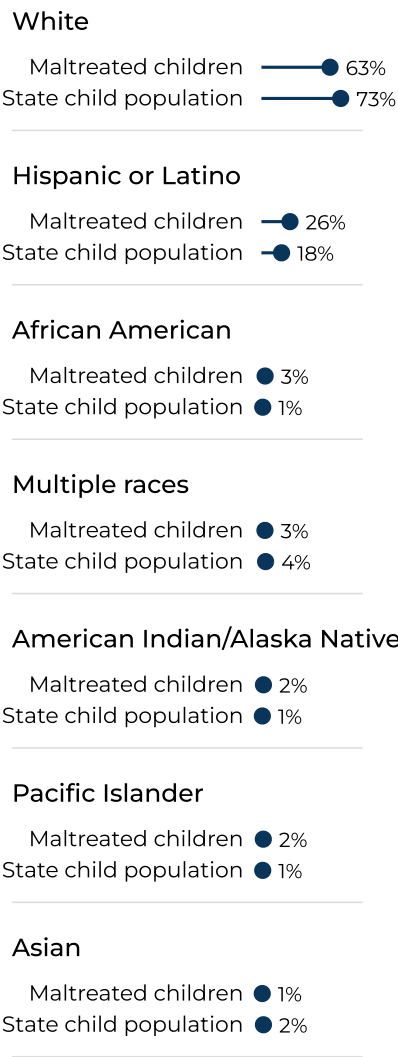
| | Utah | U.S. |
|------|------|------|
| 2018 | 10.9 | 9.1 |
| 2019 | 11.3 | 8.9 |
| 2020 | 10.4 | 8.4 |
| 2021 | 9.7 | 8.1 |

Other information on maltreated children

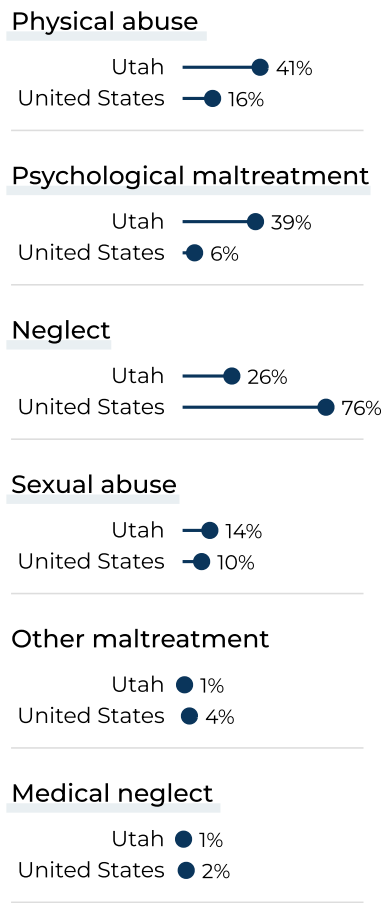
| | Utah | United States |
|--|------|---------------|
| Percent of children investigated/assessed who were found to be victims of maltreatment | 33% | 18% |
| Rate of first-time victims per 1,000 children in the population ⁴ | 6.7 | 5.6 |
| Percent of children with a recurrence of maltreatment within 6 months | 2% | 3% |
| Number of child fatalities attributed to maltreatment ⁵ | 4 | 1,753 |
| Rate of maltreatment fatalities per 100,000 children in the population | 0.4 | 2.4 |

Demographics of maltreated children

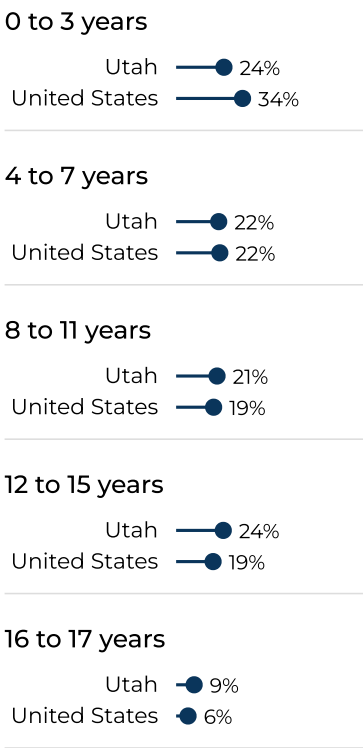
Race and ethnicity⁶



Type of maltreatment experienced⁷



Age distribution⁸



Postresponse services

| | Utah | United States |
|---|--------------|---------------|
| Number of victims who received postresponse services ⁹ | 8,546 (87%) | 329,458 (58%) |
| Number of non-victims who received postresponse services | 14,186 (70%) | 716,560 (26%) |
| Number of victims who received foster care services ¹⁰ | 903 (9%) | 123,653 (22%) |
| Number of non-victims who received foster care services | 26 (<1%) | 78,524 (3%) |

Source, unless specified otherwise:

The data used in this publication were obtained from the National Data Archive on Child Abuse and Neglect and have been used in accordance with its Terms of Use Agreement license. The data represent the federal fiscal years 2018, 2019, 2020, and 2021 reporting periods (October 1, 2017 – September 30, 2018, October 1, 2018 – September 30, 2019, October 1, 2019 – September 30, 2020, October 1, 2020 – September 30, 2021, respectively). Unless otherwise noted, for each calculation, children who were missing data on the relevant indicator were excluded from analyses. The Administration on Children, Youth and Families, the Children's Bureau, the original dataset collection personnel or funding source, NDACAN, Cornell University and their agents or employees bear no responsibility for the analyses or interpretations presented here. Datasets used include:

- Dataset #233, NCANDS Child File FY2018, Version 3; Dataset #234, NCANDS Agency File FY 2018, Version 3
- Dataset #237, NCANDS Child File FY2019, Version 3; Dataset #244, NCANDS Agency File FY 2019, Version 3
- Dataset #253, NCANDS Child File FY2020; Dataset #254, NCANDS Agency File FY 2020, Version 2
- Dataset #263, NCANDS Child File FY2021; Dataset #264, NCANDS Agency File FY 2021
- Note: Arizona had not submitted data for FY 2021 at the time of this publication and is therefore not include in any national estimates for FY 2021.

Notes

¹Referral totals are calculated using the sum of screened-in referrals and screened-out referrals. National estimates exclude New Jersey, New York, North Dakota, and Pennsylvania because they were unable to provide data for both screened-in and screened-out reports. Screened-in referrals come from the Child File and screened-out referrals come from the Agency File. Referrals can include more than one child.

²This is a unique count of children who received a CPS response in the form of an investigation or alternative response. In other words, a child who had at least one maltreatment report investigated/assessed was counted once, regardless of how many investigations/assessments they had.

³We use the term "maltreated child" throughout, which in NCANDS is referred to as "victim of maltreatment." Unless noted otherwise, data on victims represent "unique victims" (i.e., a child is counted once regardless of how many times they were determined to be a victim of maltreatment).

⁴"First-time victims" are those with no previous findings of maltreatment.

⁵Number of child fatalities was obtained from the Agency file.

⁶If a child is determined to be of Hispanic origin, they are only counted as Hispanic and are not included in any other racial/ethnic categories. Data for the general child population (birth to age 17) in 2021 are from the U. S. Census Bureau which are publicly available on the U.S. Census Bureau website.

⁷Total may exceed 100 percent because children could have experienced more than one type of maltreatment. The "neglect" category includes fetal alcohol syndrome, prenatal substance abuse exposure, abandonment, and educational neglect. The "other maltreatment" category includes sex trafficking and unknown.

⁸Percentages for those unknown, unborn, or 18-21 years old are not presented here as they represent a very small percentage of the overall total.

⁹The numbers of victims and non-victims are duplicate counts; a child is counted each time that a CPS response is completed and services are provided. NCANDS collects data for 26 types of services, including but not limited to adoption, foster care, family preservation, mental health, and substance abuse.

¹⁰Foster care services are defined as activities associated with 24-hour substitute care for children placed away from their parents or guardians and for whom the State Title IV-B/IV-E agency has responsibility for placement, care, or supervision. Only children who were removed from their home after the report date are counted.